

# MEDICAL QIGONG TREATMENTS FOR NEUROLOGICAL & GERIATRIC DISORDERS

BY PROF. JERRY ALAN JOHNSON, PH.D., D.T.C.M (CHINA)

**WEDNESDAY, NOV. 9TH, 2022**

**8:00 a.m. Introduction to Neurology.**

Reading Assignment: V5, Ch. 70 (p. 309).

- **Understanding Different Types of Stroke.**  
The symptoms, etiology, and different degrees of stroke severity.

Reading Assignment: V5, Ch. 70 (p. 310-323).

- **Treating Tense, Flaccid, and Chronic Stroke.**  
Reading Assignment: V5, Ch. 70 (p. 324-331).

**12:00 (NOON) - BREAK FOR LUNCH**

**2:00 p.m. Class Review**

- **Coma Symptoms, Etiology, and Degrees of Severity.**

Reading Assignment: V5, Ch. 70 (p. 332-334).

- **Applications for Treating Coma Patients.**  
Reading Assignment: V5, Ch. 70 (p. 335-338).

**THURSDAY, NOV. 10TH, 2022**

**8:00 a.m. Review and Examination.**

Exam #1: Explain and demonstrate the applications used in treating a mild stroke.

Exam #2: Explain and demonstrate the applications used in treating a flaccid stroke.

Exam #3: Explain and demonstrate the applications used in treating a tense stroke.

Exam #4: Explain and demonstrate the applications used in treating facial paralysis: bell's palsy.

Exam #5: Explain and demonstrate the applications used in treating hemiplegia-unilateral-paralysis.

Exam #6: Explain and demonstrate the applications used in treating paraplegia-bilateral-paralysis.

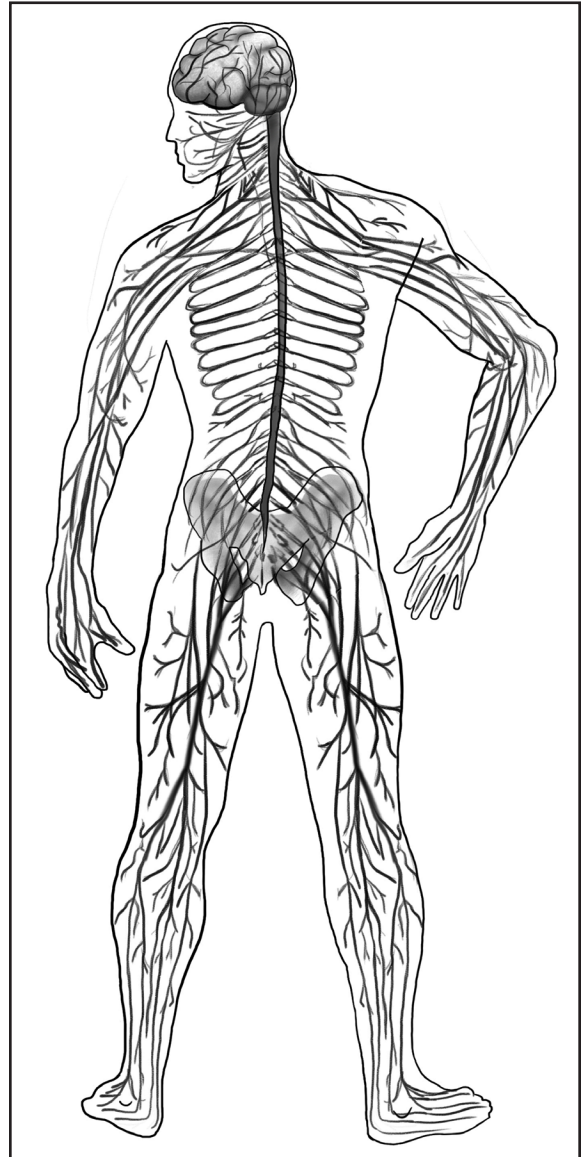


Figure 1. "Neurology" is defined as the branch of medicine that focuses on the specific study of the anatomy, functions, and internal disorders of the body's nervous system.

Exam #7: Explain and demonstrate the applications used in treating a coma patients.




Figure 2. The patient's spirit body leaving their physical body as the anesthesia takes effect.

#### **10:00 a.m. Qigong Therapy With Surgery**

- **Introduction to Surgery.**

Reading Assignment: V4, Ch. 59 (p. 679-688).

- **Using Qigong Therapy With Surgery.**

Reading Assignment: V4, Ch. 59 (p. 688-703).

- **Qigong Therapy & Organ Transplantation.**

Reading Assignment: V4, Ch. 59 (p. 704-705).

#### **12:00 (NOON) - BREAK FOR LUNCH**

#### **2:00 p.m. Review and Examination**

- Exam #8: Explain and demonstrate the applications used in treating a Pre-Operation Patient.
- Exam #9: Explain and demonstrate the applications used in treating a Post-Operation Patient.

#### **4:00 p.m. Qigong & Treating Phantom Pains.**

Reading Assignment: V4, Ch. 59 (p. 706-708).

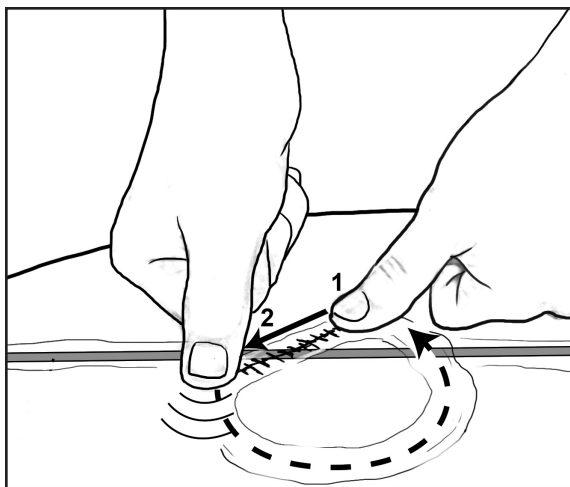


Figure 3. Energy is extended into the tissues using the "One Finger Skill" along the scar formation.



Figure 4. The body's "phantom limb" still exists in energetic form, and continues to interact with the patient's external energy field. This subtle influence also has a constant energetic connection that affects both the patient's conscious and subconscious thoughts and feelings.

1. Draw the talisman pattern in black ink on yellow paper.

2. Say a prayer for the elderly patient's health, healing, and long life.

3. Burn the talisman and place the ashes in water

4. Give the ash-water to the patient to drink



Figure 5. Use the following Daoist "Prolonging Life" talisman to strengthen and support a patient's chronic weak condition.

**FRIDAY, NOV. 11TH, 2022**

**8:00 a.m. Review and Examination**

- Exam #10: Explain and demonstrate the applications used in treating Phantom Pains.
- Exam #11: Explain and demonstrate the applications used in treating a Scar Tissue Formation.

**10:00 a.m. Introduction to Geriatrics.**

Reading Assignment: V5, Ch. 71 (p. 341-344).

- **The Etiology of Aging, According to Traditional Chinese Medicine.**

Reading Assignment: V5, Ch. 71 (p. 345-357).

- **Various Symptoms of Old Age.**

Reading Assignment: V5, Ch. 71 (p. 358-375).




Figure 6. The following special Daoist talisman is specifically used for treating such conditions as dementia, alzheimer's disease, parkinson's disease, amyotrophic lateral sclerosis, and multiple sclerosis.

- **The Two Main Priorities When Treating Elderly Patients.**

Reading Assignment: V5, Ch. 71 (p. 376-377).

- **Clinical Protocols used for Treating Different Types of Dementia.**

Reading Assignment: V5, Ch. 71 (p. 378-384).

**12:00 (NOON) - BREAK FOR LUNCH**

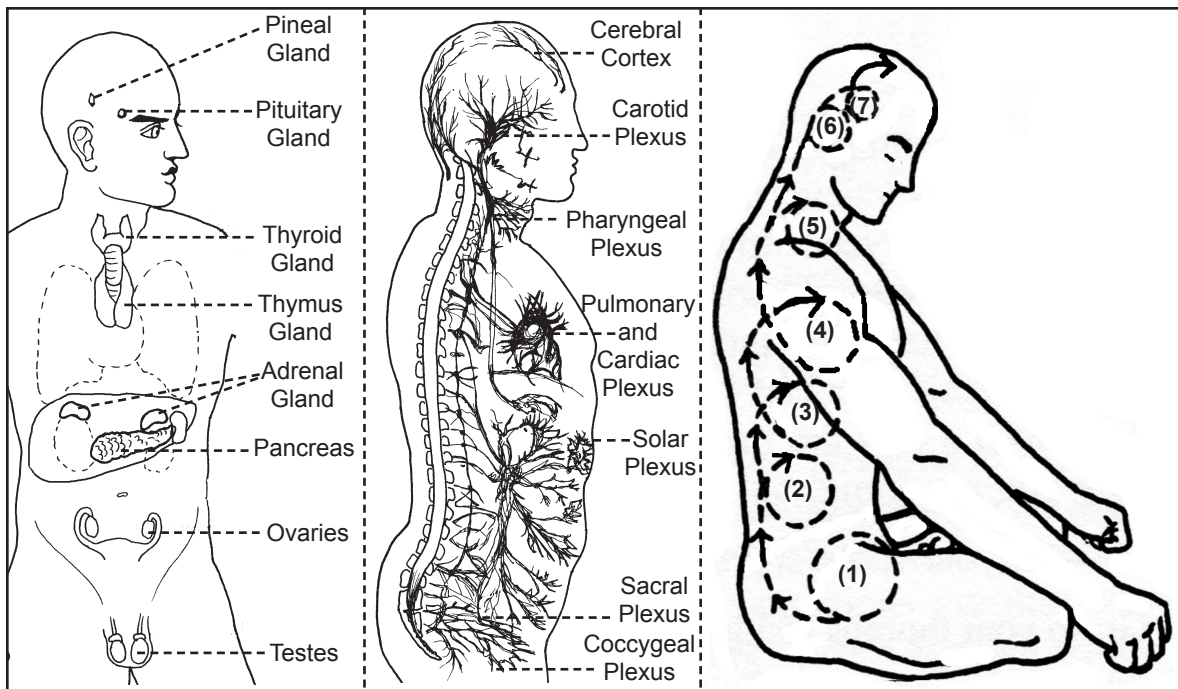


Figure 7. The seven circles extend deep into the body's nerve plexuses, affecting the glandular system, and strengthening the body's three external energetic fields.

### **2:00 p.m. Review and Examination**

- Exam #12: Explain the two main priorities when treating elderly patients.
- Exam #13: Explain and demonstrate the applications used in treating different types of dementia; and their associated medical qigong prescription exercises.

### **4:00 p.m. Treating Different Types of Vertigo.**

Reading Assignment: V5, Ch. 71 (p. 385-386).

## **SATURDAY, NOV. 12TH, 2022**

### **8:00 a.m. Treating Different Types of Arthritis.**

Reading Assignment: V5, Ch. 71 (p. 387-389).

- Medical Qigong Exercises used for Treating Arthritis in Elderly Patients.
- Reading Assignment: V5, Ch. 71 (p. 390-399).

## **12:00 (NOON) - BREAK FOR LUNCH**

### **2:00 p.m. Review and Examination**

- Exam #14: Explain and demonstrate the applications used in treating different types of vertigo.
- Exam #15: Explain and demonstrate the applications used in treating different types of arthritis; and their associated medical qigong prescription exercises.

- Medical Qigong Exercises used for Treating Mental Focus in Elderly Patients.

Reading Assignment: V5, Ch. 71 (p. 400-404).

## **SUNDAY, NOV. 13TH, 2022**

### **8:00 a.m. Review and Examination**

- Exam #16: Explain and demonstrate the applications used for increasing mental focus in elderly patients

- Exam #17: Explain and demonstrate the applications used for treating the patient's emotional stability.

### **10:00 a.m. Facing the Death of a Patient**

- **Understanding the Death Process.**

Reading Assignment: V3, Ch. 33 (p. 522-529).

- **Death and the Chakra System.**

Reading Assignment: V3, Ch. 33 (p. 530-533).

### **12:00 (NOON) - BREAK FOR LUNCH**

### **2:00 p.m. Helping a Dying Patient Pass.**

Reading Assignment: V3, Ch. 33 (p. 533-535), also The Hidden Teachings of Christian Mysticism (Vol #1), Chapter 38, p. 267-272

- **The After Death Experience.**

Reading Assignment: V3, Ch. 33 (p. 535-536).

- **The Forgiveness Prayer.**

Reading Assignment: V3, Ch. 33 (p. 537-539).

### **JIANG RONG QIAO'S (3RD GUA)**

1. Wild Goose Leaves the Flock (L).
2. Purple Swallow Fanning Tail.
3. Close the Door to Push Out The Moon.
4. Hawk Whirling in Sky
5. White Snake Wrapping Body
6. Embracing Moon at the Chest.
7. Jade Maiden Handing in Book.
8. Tai Shan Pressing Down.
9. Black Bear Turns Over On Its Back.
10. Yellow Eagle Ripping Flesh (1).
11. Yellow Eagle Ripping Flesh (2).
12. Monkey Picking Fruit (1).
13. Monkey Picking Fruit (2).
14. Monkey Sitting in Cave.
15. Unicorn Spits Out Book (1).
16. Unicorn Spits Out Book (2).
17. Unicorn Spits Out Book (3)
18. Swallow Skimming Water
19. Embracing Moon at the Chest.
20. Hiding Flower Under Leaf.
21. Wild Goose Leaves the Flock.

- Walk the Circle -

### **5:30 p.m. Graduation & Certification**